

Let it

SNOW

Christmas

Activity Kit



Peoria | Online
northwoods.church

God has always had a plan to help the world heal from all the hurt people have. In fact, he promised he would send help! God's people waited for this help to arrive for hundreds of years ...

and then one day it did.



The Christmas Story OF HUMBLE glory

On one very ordinary day, God did something special. He sent an angel to talk to a very ordinary woman named Mary. The angel told Mary she was pregnant with God's son and He would

bring help to all people through her child. At first, Mary was confused by the news. But God used angels to help calm her fears and remind her that this was good news for everyone!



When it was almost time for the baby to be born, Mary and her husband Joseph went on a trip to his hometown, Bethlehem. When they arrived, Mary knew the baby was coming soon. Joseph tried to find them a place to stay but everywhere was full. Their only option was to stay the night in a barn with animals! That very night Jesus was born. Imagine that, the son of God, born in a barn. What must the animals have thought?



In a field nearby, shepherds were taking care of their sheep. All of a sudden the night sky lit up and filled with angels singing. They were announcing the birth of the Messiah, the Savior!

At first, the shepherds were shocked, but they quickly realized that God's plan to help His people was finally happening—they were so excited! The great help of the world that they had been waiting for was finally here! Jesus was born and through his life EVERYTHING would change!



Count down the days to Christmas in Scripture! The fun is in making the chain, the blessing is in reading God's word!



1

Genesis 4:4

"But when the right time came, God sent his Son, born of a woman, subject to the law."

2

Isaiah 7:14

"Therefore the Lord Himself will give you a sign: Behold, the virgin shall conceive and bear a Son, and shall call His name Immanuel."

3

Isaiah 9:6

"For unto us a Child is born, unto us a Son is given; And the government will be upon His shoulder. And His name will be called Wonderful Counselor, Mighty God, Everlasting Father, Prince of Peace."

4

Isaiah 7:14

"Of the increase of His government and peace there will be no end, upon the throne of David and over His kingdom, to order it and establish it with judgment and justice from that time forward, even forever. The zeal of the LORD of hosts will perform this."

5

Isaiah 11:1

"There shall come forth a rod from the stem of Jesse, and a branch shall grow out of his roots."

6

Malachi 3:1

"I will send my messenger, who will prepare the way before me. Then suddenly the Lord you are seeking will come to his temple; the messenger of the covenant, whom you desire, will come," says the Lord Almighty."

7

Luke 1:26-27

"Now in the sixth month the angel Gabriel was sent by God to a city of Galilee named Nazareth, to a virgin betrothed to a man whose name was Joseph, of the house of David. The virgin's name was Mary."

8

Luke 1:28-29

"And having come in, the angel said to her, 'Rejoice, highly favored one, the Lord is with you; blessed are you among women!' But when she saw him, she was troubled at his saying, and considered what manner of greeting this was."

9

Luke 1:30-31

"Then the angel said to her, 'Do not be afraid, Mary, for you have found favor with God. And behold, you will conceive in your womb and bring forth a Son, and shall call His name JESUS.'"

10

Luke 1:32-33

"He will be great, and will be called the Son of the High; and the Lord God will give Him the throne of His father David. And He will reign over the house of Jacob forever, and of His kingdom there will be no end."

11

Luke 1:35, 37

"The angel answered, 'The Holy Spirit will come on you, and the power of the Most High will overshadow you. So the holy one to be born will be called[a] the Son of God.'"

12

Luke 1:38

"I am the Lord's servant," Mary answered. "May your word to me be fulfilled." Then the angel left her.

Cut along the dotted lines then loop each slip of paper through the next, closing the loops with tape or a staple. Make sure they are in order as you go! Start December 1st by tearing off #1 to read and discuss together.

13

Matthew 1:18

"This is how the birth of Jesus the Messiah came about[a]: His mother Mary was pledged to be married to Joseph, but before they came together, she was found to be pregnant through the Holy Spirit."

14

Matthew 1:20

"But after he had considered this, an angel of the Lord appeared to him in a dream and said, "Joseph son of David, do not be afraid to take Mary home as your wife, because what is conceived in her is from the Holy Spirit."

15

Matthew 1:21

"And she will bring forth a Son, and you shall call His name JESUS, for He will save His people from their sins."

16

Matthew 1:22-23

"All this took place to fulfill what the Lord had said through the prophet: ²³ "The virgin will conceive and give birth to a son, and they will call him Immanuel" (which means "God with us").

17

Matthew 1:24-25

"When Joseph woke up, he did what the angel of the Lord had commanded him and took Mary home as his wife. ²⁵ But he did not consummate their marriage until she gave birth to a son. And he gave him the name Jesus."

18

Luke 2:7

"and she gave birth to her firstborn, a son. She wrapped him in cloths and placed him in a manger, because there was no guest room available for them."

19

Luke 2:8-9

"And there were shepherds living out in the fields nearby, keeping watch over their flocks at night. ⁹ An angel of the Lord appeared to them, and the glory of the Lord shone around them, and they were terrified."

20

Luke 2:10-11

"But the angel said to them, "Do not be afraid. I bring you good news that will cause great joy for all the people. ¹¹ Today in the town of David a Savior has been born to you; he is the Messiah, the Lord."

21

Luke 2:12-14

"This will be a sign to you: You will find a baby wrapped in cloths and lying in a manger." ¹³ Suddenly a great company of the heavenly host appeared with the angel, praising God and saying, ¹⁴ "Glory to God in the highest heaven, and on earth peace to those on whom his favor rests."

22

Luke 2:15

When the angels had left them and gone into heaven, the shepherds said to one another, "Let's go to Bethlehem and see this thing that has happened, which the Lord has told us about."

23

Luke 2:16-17

"So they hurried off and found Mary and Joseph, and the baby, who was lying in the manger. ¹⁷ When they had seen him, they spread the word concerning what had been told them about this child"

24

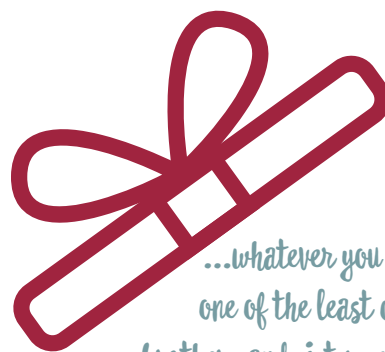
Galatians 4:4-5

"But when the set time had fully come, God sent his Son, born of a woman, born under the law, ⁵ to redeem those under the law, that we might receive adoption to sonship."




How many of these
ACTS OF SERVICE can
your family do this season to stay
focused on **JESUS?**

- 📁 Send a Christmas card to a missionary or a military service member
- 📁 Keep candy canes in the car and hand them out to construction workers
- 📁 Pray before you wrap gifts, and give thanks to God for His gift of Jesus
- 📁 Go Christmas caroling in your neighborhood or a retirement center
- 📁 Make a batch of Christmas cookies and give them to another family
- 📁 Pick up trash at your local park or playground
- 📁 Bring your change to a Salvation Army bucket
- 📁 Donate food to your local food pantry
- 📁 Smile at EVERYONE you see today
- 📁 Give someone a compliment today
- 📁 Send a Christmas card to your pastor
- 📁 Bring coffee to your teacher
- 📁 Read a Bible story to a younger sibling or friend
- 📁 Make a gift for an elderly person who lives alone
- 📁 Pay for the person behind you in the drive-thru
- 📁 Go the whole day without complaining
- 📁 Shovel a neighbor's driveway or sidewalks
- 📁 Go to a food pantry and help sort or distribute food
- 📁 Leave a treat in your mailbox for your mail carrier
- 📁 Donate food to an animal shelter
- 📁 Do a chore for someone in your family
- 📁 Donate a coat to your school for kids in need
- 📁 Learn to knit hats and bring to a shelter
- 📁 Make a meal for another family and deliver it to them
- 📁 Tell someone that Jesus loves them & invite them to church



*...whatever you did for
one of the least of these
brothers and sisters of mine,*



you did for me.
Matthew 25:40

Tell me your
Christmas
Wishes!



Melting Snowman Cookies!

Check out these adorable cookies from Katheryn's Kitchen! You can see more details on her blog at kathrynskitchenblog.com



Prep Time: 20 minutes ❄️ Servings: 24 cookies

You will need:

- ❄️ 24 prepared sugar cookies
- ❄️ 12 large marshmallows; cut in half for the body
- ❄️ 12 mini Reese's peanut butter cups; cut in half for the hat
- ❄️ 12 ounces. White candy melts
- ❄️ 48 miniature chocolate chips for the eyes
- ❄️ 48 pretzel sticks for the arms
- ❄️ 24 orange jimmies or you can use orange gel for the nose
- ❄️ Sparkling sugar or sprinkles; optional

How to Assemble:

1. Prepare your favorite sugar cookie recipe or you can also use store-bought prepared sugar cookies. Have your toppings ready so you can work quickly!
2. In a microwave safe bowl, melt the white candy melts according to the instructions being careful not to overheat the candy.
3. Place half of a large marshmallow on top of the cookie for the snowman's head, leaving some room for the hat. Spoon some melted candy melts onto the marshmallows and cookies, completely covering the marshmallow and spreading towards the cookies' edge.
4. Before the candy starts to harden, press the Reese's peanut butter cup halves to the top of the marshmallows for the hat.
5. Add two mini chocolate chips to form the eyes.
6. Add an orange Jimmie to form the nose.
7. Add two pretzel sticks to for the arms.
8. Sprinkle sparkling sugar on top.
9. Let the cookies sit for at least 20 minutes to harden before serving. Enjoy!

Let's make SNOW!

With these two simple ingredients you can have hours of (slightly messy) sensory fun this winter! This 'faux snow' clumps up like good packing snow to roll up little snowmen, run toy animals or trucks through, or just smash around with your fingers!

What you'll need:

- * 2 ½ C Baking Soda
- * ½ C White Hair Conditioner
- * Plastic Bin
- * Table Covering
- * Glitter (optional)

What to do:

1. Protect your area with an easy to clean up tablecloth or trash bag.
2. Mix conditioner and baking soda in the bin or bowl until a snow-like consistency.
3. Add optional glitter for extra fun!
4. Play!

**Make sure little ones keep the snow out of their eyes and mouth!*

Use your snow to....

- * See how it clumps to build a snowman. Add eyes and a mouth to your snowman with things around the house or art supplies.
- * Bury small items for littles to discover.
- * Take it outside for a snowball fight!
- * Experiment with making it cold in the fridge or warm under a lamp. What happens?



Here's to spreading Christmas Cheer!

Where do snowmen
keep all their money?

Snowbanks.

Why was the
snowman yelling?

He was having
a meltdown.

Why was the snowman
looking through a
pile of carrots?

He was picking his nose.

What do snowmen
call their dads?

Pop—sicle.

How does
a snowman get
to work?

By icycle.

Who is Frosty's
favorite aunt?

Aunt Arctica.




Symmetrical Snowflakes

Snowflakes are symmetrical, meaning each side is shaped the same!

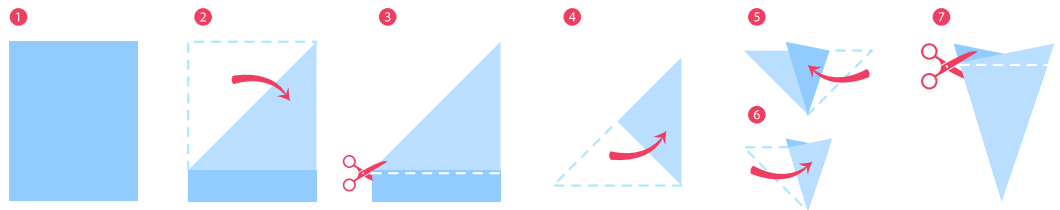


Finish the right side of the snowflake below by carefully observing how the lines appear on the grid on the left.

What other things did God create that are perfectly symmetrical?



Paper Snowflakes





Use your imagination and shape each snowflake differently by making different types of cuts. How many can you make?

Stop and think about how big and creative God must be to make SO MANY unique snowflakes every time it snows!



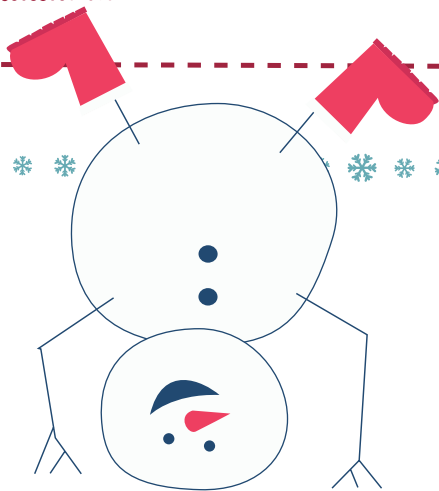
Seek & Find!

You will seek me and find
me when you seek me
with all your heart.
Jeremiah 29:13




When the angels had left (the shepherds) and gone into heaven, the shepherds said to one another,
"Let's go to Bethlehem and see this thing that has happened, which the Lord has told us about."

-Luke 2:15



Find these words in the word search then use the word bank to help unscramble the mixed up words below!

B	J	F	R	G	O	F	L	C	
M	O	V	S	E	M	A	R	Y	
P	S	K	T	H	I	T	P	M	
I	E	S	A	D	N	Q	H	Z	
R	P	C	B	K	A	S	F	D	
J	H	M	L	O	N	U	K	N	
E	O	Q	E	P	G	X	B	I	
S	H	E	P	H	E	R	D	S	
N	W	G	I	P	L	F	G	W	
T	J	E	S	U	S	U	L	J	



UNSCRAMBLE!

HOSEJP _____

SJESU _____

LSAGNE _____


RYMA _____

BELAST _____

DSSEHPREH _____

Oh Holy Night





LET IT
SNOW



New Year's Resolution

MAD LIBS



Such a funny thing to do leading up to the big midnight moment! Without showing them the paper, ask your kids to give you the parts of speech needed to fill in the blanks on the story or slice off the bottom portion for them to fill out. Get ready for giggles as they hear what an epic year you are hoping to have with all these _____ goals! Print one for each family member so everyone has a chance to shine.

adjective



Hello! My name is _____ . Besides being obviously

your name

_____, I'm ready for an epic new year! 2026 is going

adjective

to be _____ ! You know why? Because I have some

adjective

_____ goals and I'm going to reach them _____ .

adjective

adverb

I know some people struggle with making their resolutions a reality, but I've got

_____ on my side and they are _____ !

family member

adjective

First, I'm going to work on my _____ body. Health is important!

adjective

And nothing is going to _____ in my way. My body is going to be fit as a

verb

_____ and I'm going to look and feel _____ . Why?

noun

emotion

Because I'm going to _____ every day. Sometimes twice a day.

verb

Next, I want to learn some things by exercising my brain and abilities. I want to learn about

_____ and also how to _____ by the end of this year!

plural noun

verb

Lastly, my heart. I want to be happier and grow closer to my family. To be happier I'm going

to count my _____ blessings. And for my family, well, I'm going to be

adjective

_____ to listen and slow to become _____ . I'm going

adjective

emotion

to be the best _____ I can be.

noun

Come on 2026! I just know it is going to be a _____ year!

adjective

3 Nouns (1 plural): _____

1 Adverbs: _____

8 Adjectives: _____

3 Verbs: _____

2 Emotions: _____

1 Family Member: _____